



Sutures
INDIA

A DIVISION OF HEALTHIUM



Product Catalogue



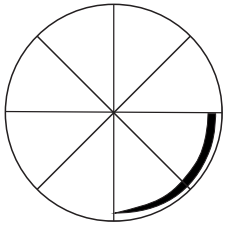
Winner of
Frost & Sullivan
Indian Medical Consumables
Company of the Year Award
2016



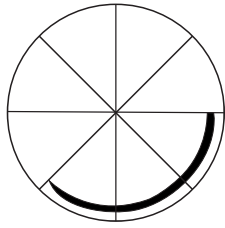
Winner of
Le Fonti Excellence of the Year
for Leadership Medical
Consumables
2017

Needle Shape

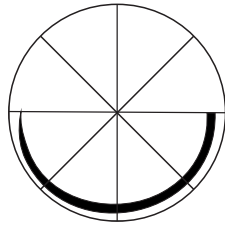
1/4 Circle



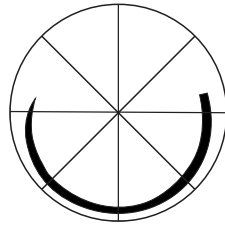
3/8 Circle




1/2 Circle




5/8 Circle




Straight




Chromic Catgut



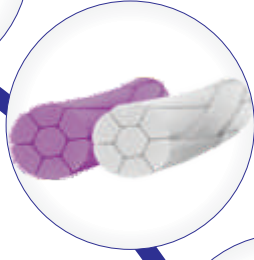
Plain Catgut




PDO Mono




PGA Sutures



Nylon



Polyester



Polypropylene



Silk



Suture Material



ABSORBABLE SUTURES



TRUGLYDE™

Braided & Coated Polyglycolic Acid Sutures

FEATURES & BENEFITS

Synthetic, coated, braided, absorbable suture made of polyglycolic acid¹

Lubricant coating decreases the coefficient of friction¹, allowing easy tissue passage

Excellent initial tensile strength²

Elicits less inflammatory response since it is not a naturally occurring organic substance³

Excellent knot security³



TRUGLYDE™

Braided & Coated Polyglycolic Acid Sutures

Technical Details


Suture	Polyglycolic Acid Suture
Type	Braided & Coated
Material Colour	Violet or Undyed
Coating Material	Calcium stearate & Polycaprolactone
Wound Support	28-30 Days
Time of Absorption	Absorption within 70-90 days by hydrolysis
Range	Available USP Sizes 5-0 to 2
With Needle	Suture Length - 20 cm to 180 cm Needle Length - 12 mm to 50 mm
Without Needle	150 cm to 180 cm suture length
Sterilization	Ethylene Oxide gas
Shelf Life	5 years
Applications	General closure, Obstetric, Gynecology surgery, Gastrointestinal tract surgery, Ophthalmic surgery & Cardiac surgery

References:

- 1.Hochberg J, Meyer KM, Marion MD. Suture choice and other methods of skin closure. SurgClin North Am. 2009;89(3):627-41.
- 2.Outlaw KK, Vela AR, O'Leary JP. Breaking strength and diameter of absorbable sutures after in vivo exposure in the rat. Am Surg 1998;64:348-54.
3. Kudur MH, Pai SB, Sripathi H, Prabhu S. Sutures and suturing techniques in skin closure. Indian J DermatolVenereolLeprol. 2009;75(4):425-34.

TRUGLYDE™


Braided & Coated Polyglycolic Acid Sutures

NEEDLE	LENGTH	SIZE	5-0(1)	4-0(1.5)	3-0(2)	2-0(3)	0(3.5)	1(4)
12mm, 3/8 circle reverse cutting 	45 cm		SN 2493	SN 2494	SN 2495			
16mm, 3/8 circle Cutting 	45 cm		SN 2442		SN 2471			
16mm, 1/2 circle Round Bodied 	45 cm 70 cm		SN 2303	SN 2305				
17mm, 1/2 circle Taper cutting 	45 cm				SN 2515			
20mm, 1/2 circle Round Bodied 	70 cm			SN 2304	SN 2437			
22mm, 3/8 circle Cutting 	45 cm				SN 2401			
22mm, 1/2 circle Cutting 	90 cm				SN 2472			
30mm, 1/2 circle Round Bodied 	70 cm 90 cm					SN 2341 SN 2317	SN 2342 SN 2338	
23mm, 1/2 circle Reverse Cutting 	35 cm						SN 2825A	
23mm, 1/2 circle Reverse Cutting 	70 cm							SN 2826
23mm, 1/2 circle Reverse Cutting 	35 cm							SN 2826A
30mm, 1/2 circle Taper Cutting 	20 cm 45 cm 90 cm					SN 2511AA SN 2511A SN 2511	SN 2512AA SN 2512A SN 2512	SN 2513AA SN 2513A SN 2513



TRUGLYDE™

Braided & Coated Polyglycolic Acid Sutures

NEEDLE	LENGTH	SIZE	5-0(1)	4-0(1.5)	3-0(2)	2-0(3)	0(3.5)	1(4)
30mm Heavy, 1/2 circle Round Bodied 	20 cm						SN 2344	SN 2343
16mm, 3/8 circle Cutting 	45 cm					SN 2471		
36mm, 1/2 circle Reverse Cutting OR6 Needle 	90 cm						SN 2534	
36mm, 1/2 circle Taper cutting 	90 cm				SN 2516			
40mm, 1/2 circle Reverse Cutting OR Needle 	90 cm							SN 2421
40mm, 1/2 circle Round Bodied 	20 cm						SN 2346AA	
	45 cm						SN 2346A	
	70cm						SN 2546	
	90cm					SN 2345	SN 2346	
	110cm						SN 2346VS	
40mm, 1/2 circle Taper Cutting 	90 cm					SN 2517	SN 2518	
	110 cm						SN 2518VS	
40mm, 1/2 circle Reverse cutting 	90 cm					SN 2382	SN 2422	SN 2350
40mm Heavy, 1/2 circle Round Bodied, 	20 cm							SN 2347AA
	45 cm							SN 2347A
	70cm							SN 2359
	90cm							SN 2347
	110cm							SN 2347VS
40mm Heavy, 1/2 circle Taper Cutting 	45 cm							SN 2362
	70 cm							SN 2363
	90cm							SN 2364
	110cm							SN 2364VS



TRUGLYDE™

Braided & Coated Polyglycolic Acid Sutures

NEEDLE	LENGTH	SIZE	5-0(1)	4-0(1.5)	3-0(2)	2-0(3)	0(3.5)	1(4)
40mm, 1/2 circle Reverse Cutting	90 cm 45 cm					SN 2382 SN 2382 A	SN 2422	SN 2350
50mm Heavy, 1/2 circle Round Bodied	100 cm							SN 2448

PRE-CUT SUTURES

LENGTH	SIZE	5-0(1)	4-0(1.5)	3-0(2)	2-0(3)	0(3.5)	1(4)
150 cm				S 2612	S 2613	S 2614	S 2615



TRUGLYDE™ FAST

**Braided & Coated Polyglycolic Acid Sutures
(Fast Absorbable)**

FEATURES & BENEFITS

Synthetic, coated, braided, absorbable suture

Faster, predictable absorption¹, reduces pain and discomfort

Consistent, short-term wound support²

Patients with standard synthetic sutures require removal of unabsorbed suture material compared with rapidly absorbed sutures³



TRUGLYDE™ FAST

Braided & Coated Polyglycolic Acid Sutures
(Fast Absorbable)

Technical Details







Suture	Polyglycolic Acid Fast Suture
Type	Braided & Coated
Material Colour	Undyed
Coating Material	Calcium stearate & Polycaprolactone
Wound Support	7-10 Days
Time of Absorption	Absorption within 40-42 days by hydrolysis
Range	Available USP Sizes 3-0 to 0
With Needle	Suture Length - 45 cm to 140 cm Needle Length - 22 mm to 36 mm
Sterilization	Ethylene Oxide gas
Shelf Life	5 years
Applications	Episiotomy & Cuticular closure

References:

1. Chu CC, Williams DF. The effect of gamma irradiation on the enzymatic degradation of polyglycolic acid absorbable sutures. J Biomed Mater Res. 1983;17(6):1029-40.
2. Coated fast absorbing polyglycolic acid suture, undyed: Summary of safety and effectiveness. 2001. Available at: http://www.accessdata.fda.gov/cdrh_docs/pdf/k014021.pdf Accessed on September 16, 2014.
3. Kettle C, Dowswell T, Ismail KM. Absorbable suture materials for primary repair of episiotomy and second degree tears. Cochrane Database Syst Rev. 2010 Jun 16;(6):CD000006. doi: 10.1002/14651858.CD000006.pub2.

TRUGLYDE™ FAST

Braided & Coated Polyglycolic Acid Sutures
(Fast Absorbable)

NEEDLE	LENGTH	SIZE	5-0(1)	4-0(1.5)	3-0(2)	2-0(3)	0(3.5)	1(4)
26mm, 3/8 circle Reverse Cutting 	45 cm				SN 2732A			
26mm, 3/8 circle Reverse Cutting 	75 cm				SN 2732F			
22mm, 1/2 circle Circle Cutting 	45 cm				SN 2735A			
35mm, 1/2 circle Taper cutting 	90 cm					SN 2762F		
36mm, 1/2 circle Round Bodied & Reverse Cutting 	140 cm					SN 2777F		
35mm, 1/2 circle Taper Cutting 	70 cm					SN 2762A ECO		
35mm, 1/2 circle Taper Cutting 	70 cm						SN 2763A ECO	



TRUSYNTH™

Coated Polyglactin 910 Sutures

FEATURES & BENEFITS

Synthetic, absorbable, multifilament, compactly braided suture^{1,2}

Excellent tensile strength^{2,3} with improved handling³

Minimal tissue reaction^{1,3} with predictable & quick absorption rate³

Smooth knot tie-down with excellent knot security⁴

Excellent support during critical wound healing period



TRUSYNTH™

Coated Polyglactin 910 Sutures

Technical Details

Suture	Polyglactin 910 Suture
Type	Braided & Coated
Material Colour	Violet or Undyed
Coating Material	Polyglycolide - co lactide (30/70 calcium)
Wound Support	28-30 Days
Time of Absorption	Absorption within 56-70 days by hydrolysis
Range	Available USP Sizes 4-0 to 12
With Needle	Suture Length - 45 cm to 180 cm Needle Length - 16 mm to 50 mm
Sterilization	Ethylene Oxide gas
Shelf Life	5 years
Applications	General soft tissue approximation, Superficial closure of mucosa Skin closure, Dental surgery, Orthopaedic Surgery, Onco Surgery, CV Surgery, Gynec surgery

References:

1. Hochberg J, Meyer KM, Marion MD. Suture choice and other methods of skin closure. Surg Clin North Am. 2009;89(3):627-41.
2. Kudur MH, Pai SB, Sripathi H, Prabhu S. Sutures and suturing techniques in skin closure. Indian J Dermatol Venereol Leprol. 2009;75(4):425-34.
3. Blaydes JE. The evaluation of 7-0 Polyglactin 910 suture in cataract surgery. Ophthalmic Surg. 1975 Winter;6(4):99-104.
4. Rodeheaver GT, Thacker JG, Edlich RF. Mechanical performance of polyglycolic acid and polyglactin 910 synthetic absorbable sutures. Surg Gynecol Obstet. 1981 Dec;153(6):835-4
5. Ramsey C, Koch F. The role of sutures in wound healing. 2001. Available at <http://www.infectioncontroltoday.com/articles/2001/09/the-role-of-sutures-in-wound-healing.aspx> Accessed on September 16, 2014.

TRUSYNTH™

Coated Polyglactin 910 Sutures

NEEDLE	LENGTH	SIZE	4-0(1.5)	3-0(2)	2-0(3)	0(3.5)	1(4)	2(6)
40mm, 1/2 circle Round Bodied & Taper Cutting DA	140 cm						TS 2347DA	
40mm, 1/2 circle Round Bodied & Taper Cutting DA	180 cm						TS 2347DA 180	
40mm, 1/2 circle Reverse Cutting	90 cm				TS 2382			
30mm, 1/2 circle Round Bodied	90 cm				TS 2317			
40mm, 1/2 circle Round Bodied	90 cm				TS 2345			
40mm, 1/2 circle Round Bodied	90 cm					TS 2346		
40mm Heavy, 1/2 circle Round Bodied	90 cm						TS 2347	
40mm, 1/2 circle Round Bodied OR8	90 cm						TS 2421	
23mm, 1/2 circle Reverse Cutting	70 cm						TS 2826	
20mm, 1/2 circle Round Bodied	70 cm			TS 2437				
36mm, 1/2 circle Reverse Cutting OR8	90 cm					TS 2534		
40mm, 1/2 circle Taper Cutting	90 cm					TS 2518		
50mm, 1/2 circle Round Bodied	100 cm						TS 2448	



TRUSYNTH™ FAST

Coated Polyglactin 910 Sutures
(Fast Absorbable)

FEATURES & BENEFITS

Faster and predictable absorption¹

Better handling property¹

Excellent knot sliding and knot security

Decreased pain and faster resumption of normal activity^{2,3}

Minimal incidence of wound breakdown and residual suture material²

Decreased consumption of analgesics at 48 hours after surgery³



TRUSYNTH™ FAST

Coated Polyglactin 910 Sutures
Fast Absorbable

Technical Details

Suture	Polyglactin 910 Fast Suture
Type	Braided & Coated
Material Colour	Violet or Undyed
Coating Material	Polyglycolide - co lactide (30/70 calcium)
Wound Support	7-10 Days
Time of Absorption	Absorption within 40-42 days by hydrolysis
Range	Available USP Sizes 4-0 to 0
With Needle	Suture Length - 45 cm to 140 cm Needle Length - 16 mm to 38 mm
Sterilization	Ethylene Oxide gas
Shelf Life	5 years
Applications	Episiotomy, Cuticular Closure & Circumcision

References:








1.Greenberg JA, Clark RM. Advances in suture material for obstetric and gynecologic surgery. Rev Obstet Gynecol. 2009 Summer;2(3):146-58.

2.Greenberg JA, Lieberman E, Cohen AP, Ecker JL. Randomized comparison of chromic versus fast-absorbing polyglactin 910 for postpartum perineal repair. Obstet Gynecol. 2004 Jun;103(6):1308-13.

3.Leroux N, Bujold E. Impact of chromic catgut versus polyglactin 910 versus fast-absorbing polyglactin 910 sutures for perineal repair: a randomized, controlled trial. Am J Obstet Gynecol. 2006 Jun;194(6):1585-90.

TRUSYNTH™ FAST

Coated Polyglactin 910 Sutures
Fast Absorbable

NEEDLE	LENGTH	SIZE	5-0(1)	4-0(1.5)	3-0(2)	2-0(3)	0(3.5)	1(4)
16mm, 3/8 circle Round Bodied CIRCUM 	45 cm			TS 2718RBF				
16mm, 3/8 circle Reverse Cutting CIRCUM 	45 cm			TS 2718F				
25mm, 3/8 circle Reverse Cutting 	75 cm				TS 2732 FAST	TS 2760 FAST		
30mm, 1/2 circle Circle Cutting 	90 cm					TS 2762DYF		
30mm, 1/2 circle Round Bodied 	70 cm				TS 2739 FAST			
35mm, 1/2 circle Round Bodied 	90 cm				TS 2516RB FAST			
36mm, 1/2 circle Round Bodied & Reverse Cutting 	140 cm					TS 2777 FAST		
35mm, 1/2 circle Round Bodied 	110 cm					TS 2762FVS		
35mm, 1/2 circle Taper Cutting EPICIO 	100 cm					TS 2762FS	TS 2763FS	
38mm, 1/2 circle Round Bodied 	90 cm					TS 2761 FAST		

Suture & Needle combination can be customized



TRUSYNTH™ PLUS

Antibacterial Coated, Braided Polyglactin 910 Sutures

FEATURES & BENEFITS

Synthetic, coated, braided, absorbable suture made of polyglycolic acid¹

Lubricant coating decreases the coefficient of friction¹, allowing easy tissue passage

Excellent initial tensile strength²

Elicits less inflammatory response since it is not a naturally occurring organic substance³

Excellent knot security³



References:

1. Obermeier A, Schneider J, Wehner S, Matl FD, Schieker M, et al. (2014) Novel High Efficient Coatings for Anti-Microbial Surgical Sutures Using Chlorhexidine in Fatty Acid Slow-Release Carrier Systems. PLoS ONE 9(7): e101426.
2. Segers P, Speekenbrink RG, Ubbink DT, van Ogtrop ML, de Mol BA (2006) Prevention of nosocomial infection in cardiac surgery by decontamination of the nasopharynx and oropharynx with chlorhexidine gluconate: a randomized controlled trial. JAMA 296: 2460–2466.
3. Amirov C, Farber M. Sustained reduction in methicillin-resistant Staphylococcus aureus incidence in a geriatric setting by implementing daily bathing with 2% chlorhexidine gluconate cloths. Association for Professionals in Infection Control and Epidemiology (APIC) 2012 Annual Meeting: Poster 14-204. Presented June 5, 2012. Available at: <http://www.apic.org/For-Media/News-Releases/Article?id=03c0ef4a-bc40-465d-b71b-f78c80876ca9> Accessed on September 16, 2014
4. Aly R. Antimicrobial activity of chlorhexidine gluconate against natural and artificial contamination during simulation of in-use conditions. J Pharm Sci. 1981 Aug;70(8):964.
5. Salim N, Moore C, Silikas N, Satterthwaite J, Rautemaa R. Chlorhexidine is a highly effective topical broad-spectrum agent against Candida spp. Int J Antimicrob Agents. 2013 Jan;41(1):65-9.
6. Sogawa Y, Kobayashi H, Kajjura T, Nishihara Y. Comparison of residual antimicrobial activity of chlorhexidine-containing antiseptics. J Health-assoc Inf. 2010;2:32-36.

TRUSYNTH™ PLUS

Antibacterial Coated, Braided Polyglactin 910 Sutures

Technical Details

Suture	Polyglactin 910 Suture
Type	Antibacterial Coated and Braided
Material Colour	Violet or Undyed
Coating Material	Chlorhexidine
Wound Support	28-30 Days
Time of Absorption	Absorption within 56-70 days by hydrolysis
Range	Available USP Sizes 4-0 to 2
	Suture Length - 70 cm to 180 cm Needle Length - 20 mm to 40 mm
Sterilization	Ethylene Oxide gas
Shelf Life	5 years
Applications	Recommended for soft tissue approximation and mucosal closure



TRUSYNTH™ PLUS







Antibacterial Coated, Braided Polyglactin 910 Sutures

NEEDLE	LENGTH	SIZE	5-0(1)	4-0(1.5)	3-0(2)	2-0(3)	0(3.5)	1(4)
40mm Heavy, 1/2 circle Round Bodied,	90 cm							TSP 2347
40mm, 1/2 circle Round Bodied & Taper Cutting DA	180 cm							TSP 2347DA/ 180
40mm, 1/2 circle Reverse Cutting OR8	90 cm							TSP 2421
40mm, 1/2 circle Round Bodied	90 cm							TSP 2350RB
40mm, 1/2 circle Round Bodied	90 cm						TSP 2346	
40mm, 1/2 circle Taper Cutting	90 cm						TSP 2518	
36mm, 1/2 circle Reverse Cutting OR6 Needle	90 cm						TSP 2534	
30mm, 1/2 circle Round Bodied	90 cm					TSP 2317		
40mm, 1/2 circle Reverse Cutting	90 cm					TSP 2382		
20mm, 1/2 circle Round Bodied	70 cm				TSP 2382			
22mm, 1/2 circle Conventional Cutting	90 cm				TSP 2472			
20mm, 1/2 circle Round Bodied	70 cm			TSP 2304				
40mm, 1/2 circle Round Bodied & Taper Cutting DA	140 cm							TSP 2347 DA



TRUSYNTH™ PLUS

Antibacterial Coated, Braided Polyglactin 910 Sutures

NEEDLE	LENGTH	SIZE	5-0(1)	4-0(1.5)	3-0(2)	2-0(3)	0(3.5)	1(4)
40mm Heavy, 1/2 circle Round Bodied,		110cm						TSP 2347 VS
40mm, 1/2 circle Reverse Cutting OR8 Heavy		90 cm				TSP 2478		
36mm, 1/2 circle Taper cutting		90 cm			TSP 2516			
23mm, 1/2 circle Reverse Cutting		70 cm						TSP 2826
36mm, 1/2 circle Taper Point Undyed		90 cm				TSP 945		
36mm, 1/2 circle Taper Point Undyed		90 cm						TSP 947



MONOGLYDE™

Monofilament Poliglecaprone 25

FEATURES & BENEFITS

Minimal, less reactive scars¹ with excellent cosmesis

Significant initial tensile strength

Predictable absorption²



References:

1. Obermeier A, Schneider J, Wehner S, Matl FD, Schieker M, et al. (2014) Novel High Efficient Coatings for Anti-Microbial Surgical Sutures Using Chlorhexidine in Fatty Acid Slow-Release Carrier Systems. PLoS ONE 9(7): e101426.
2. Segers P, Speekenbrink RG, Ubbink DT, van Ogtrop ML, de Mol BA (2006) Prevention of nosocomial infection in cardiac surgery by decontamination of the nasopharynx and oropharynx with chlorhexidine gluconate: a randomized controlled trial. JAMA 296: 2460–2466.
3. Amirov C, Farber M. Sustained reduction in methicillin-resistant Staphylococcus aureus incidence in a geriatric setting by implementing daily bathing with 2% chlorhexidine gluconate cloths. Association for Professionals in Infection Control and Epidemiology (APIC) 2012 Annual Meeting: Poster 14-204. Presented June 5, 2012. Available at: <http://www.apic.org/For-Media/News-Releases/Article?id=03c0ef4a-bc40-465d-b71b-f78c80876ca9> Accessed on September 16, 2014
4. Aly R. Antimicrobial activity of chlorhexidine gluconate against natural and artificial contamination during simulation of in-use conditions. J Pharm Sci. 1981 Aug;70(8):964.
5. Salim N, Moore C, Silikas N, Satterthwaite J, Rautemaa R. Chlorhexidine is a highly effective topical broad-spectrum agent against Candida spp. Int J Antimicrob Agents. 2013 Jan;41(1):65-9.
6. Sogawa Y, Kobayashi H, Kajiura T, Nishihara Y. Comparison of residual antimicrobial activity of chlorhexidine-containing antiseptics. J Health-assoc Inf. 2010;2:32-36.

MONOGLYDE™

Monofilament Poliglecaprone 25









Technical Details

Suture	Polyglecaprone 25
Type	Monofilament
Material Colour	Violet & Undyed
Wound Support	3 - 4 weeks
Time of Absorption	Absorption within 90-120 days by hydrolysis
Range	Available USP Sizes 5-0 to 0
With Needle	Suture Length - 35 cm to 70 cm Needle Length - 13 mm to 60 mm
Without Needle	Suture Length - 150 cm
Sterilization	Ethylene Oxide gas
Shelf Life	3 years
Applications	Soft tissue closure, Gynaecology surgery, C-Section, Bladder closure, Subcuticular and Subcutaneous closure, Intestinal resection, Orthopaedic surgery



MONOGLYDE™

Monofilament Poliglecaprone 25

NEEDLE	LENGTH	SIZE	5-0(1)	4-0(1.5)	3-0(2)	2-0(3)	0(3.5)	1(4)
12mm, 3/8 circle Reverse Cutting 	45 cm		SN 3204					
16mm, 3/8 circle Reverse Cutting 	70 cm			SN 1205 PS				
25mm, 3/8 circle Precision Cutting Trusharp 	70 cm				SN 1326			
26mm, 3/8 circle Reverse Cutting 	70 cm				SN 3326 PS			
Without needle	150 cm						SN 1614	
25mm, 3/8 circle Precision Cutting Trusharp 	45 cm				SN 1326A			
30mm, 1/2 circle Round Bodied 	70 cm						SN 1642	
60mm, Straight Cutting 	70 cm					SN 1651		
60mm, Straight Cutting 	35 cm					SN 1651/35		



PDSYNTH™

Monofilament Polydioxanone Suture

FEATURES & BENEFITS

Synthetic, absorbable, monofilament suture

Extended tensile strength¹

Smooth passage through tissue

Slow and predictable absorption²

Induces minimum inflammation¹

Loop suture in sizes 1 and 0



References:

1. Lober CW, Fenske NA. Suture materials. In: Roenigk & Roenigk's Dermatologic Surgery: Principles and Practice. 2nd Edition. 1996; pp.91-100.
2. Hochberg J, Meyer KM, Marion MD. Suture choice and other methods of skin closure. Surg Clin North Am. 2009;89(3):627-41.

PDSYNTH™

Monofilament Polydioxanone Suture








Technical Details

Suture	Polydioxanone Suture
Type	Monofilament
Material Colour	Violet
Wound Support	5-6 weeks
Time of Absorption	Absorption within 180-210 days by hydrolysis
Range	Available USP Sizes 5-0 to 1
With Needle	Suture Length - 70cm to 150 cm Needle Length - 13 mm to 50 mm
Sterilization	Ethylene Oxide gas
Shelf Life	5 years
Applications	Facia closure, Paediatric sternum closure, Orthopaedic surgery, Enterotomy



PDSYNTH™

Monofilament Polydioxanone Suture

NEEDLE	LENGTH	SIZE	5-0(1)	4-0(1.5)	3-0(2)	2-0(3)	0(3.5)	1(4)
40mm, 1/2 circle Round Bodied Heavy 	90 cm							SN 9352
50mm, 1/2 circle Round Bodied Heavy 	150 cm							SN 9262 loop
30mm, 1/2 circle Round Bodied Heavy 	70 cm					SN 9133		
30mm, 1/2 circle Round Bodied 	70 cm				SN 9132			
40mm, 1/2 circle Round Bodied 	90 cm							SN 9234
20mm, 1/2 circle Round Bodied 	70 cm			SN 9304				
40mm, 1/2 circle Reverse Cutting OR 	90 cm							SN 9221



TRUGUT™

Chromic Catgut Sutures

FEATURES & BENEFITS

Biologic, absorbable, monofilament sutures¹

No fraying

Chromic catgut- treated with chromic salts to delay the absorption¹



References:

1. Hochberg J, Meyer KM, Marion MD. Suture choice and other methods of skin closure. Surg Clin North Am. 2009;89(3):627-41.
2. Kudur MH, Pai SB, Sripathi H, Prabhu S. Sutures and suturing techniques in skin closure. Indian J Dermatol Venereol Leprol. 2009;75(4):425-34.

TRUGUT™

Catgut Chromic Sutures














Technical Details

Suture	100% Sub mucosal layer of sheep intestines
Type	Twisted Multifilament - appear as monofilament
Material Colour	Brown colour
Wound Support	14-21 days
Time of Absorption	Absorption within 90-120 days
Range	Available USP Sizes 5-0 to 3
With Needle	Suture Length - 76 cm to 152 cm Needle Length - 12 mm to 65 mm
Without Needle	Suture Length - 152 cm
Sterilization	Ethylene Oxide gas
Shelf Life	5 years
Applications	General Surgery, Obstetric/Gynaecology Surgery, Gastrointestinal surgery, Urology surgery



TRUGUT™













Catgut Chromic Sutures

NEEDLE	LENGTH	SIZE	5-0(1.5)	4-0(2)	3-0(3)	2-0(3.5)	0(4)	1(5)
12mm, 3/8 circle Reverse Cutting 	76 cm		SN 4268					
12mm, 1/2 circle Reverse Cutting 	76 cm				SN 4272			
16mm, 3/8 circle Round Bodied 	76 cm		SN 4281	SN 5048				
16mm, 3/8 circle Cutting 	76 cm			SN 4280	SN 4274			
16mm, 5/8 circle Cutting 	38 cm				SN 4265			
20mm, 1/2 circle Round Bodied 	76 cm				SN 4237			
22mm, 3/8 circle Cutting 	76 cm				SN 4201			
26mm, 1/2 circle Round Bodied 	76 cm				SN 4125	SN 4123	SN 4124	
26mm, 3/8 circle Reverse Cutting 	90 cm				SN 4828			
30mm, 3/8 circle Round Bodied 	76 cm					SN 4216	SN 4217	
30mm, 1/2 circle Round Bodied 	76 cm					SN 4241	SN 4242	
30mm Heavy, 1/2 circle Round Bodied 	76 cm						SN 4254	
30mm Heavy, 1/2 circle Cutting 	76 cm					SN 4255		



TRUGUT™











Catgut Chromic Sutures

NEEDLE	LENGTH	SIZE	4-0(2)	3-0(3)	2-0(3.5)	0(4)	1(5)	2(6)
32mm, 3/8 circle Round Bodied 	76 cm				SN 4113	SN 4114		
35mm, 5/8 circle Round Bodied 	76 cm					SN 4264		
36mm, 1/2 circle Round Bodied & Reverse Cutting 	152 cm				SN 4277			
38mm, 1/2 circle Round Bodied 	76 cm				SN 4295	SN 4296	SN 4298	SN 4299
40mm, Straight Round Bodied 	76 cm				SN 4200			
40mm, 3/8 circle Round Bodied 	76 cm				SN 4220	SN 4221		
40mm, 1/2 circle Round Bodied 	76 cm			SN 4294	SN 4245	SN 4246		
40mm Heavy, 1/2 circle Round Bodied 	76 cm					SN 4258	SN 4259	
40mm Heavy, 1/2 circle Trocar Point 	100 cm 76 cm						SN 4239 SN 4239A	SN 4244
40mm Heavy, 1/2 circle Taper Cutting 	100 cm 76 cm					SN 4279 SN 4257	SN 4297 SN 4297A	
44mm, Straight Round Bodied 	76 cm			SN 4102				
45mm, Straight Round Bodied 	76 cm				SN 4204	SN 4205		



TRUGUT™




Catgut Chromic Sutures

NEEDLE	LENGTH	SIZE	4-0(2)	3-0(3)	2-0(3.5)	0(4)	1(5)	2(6)
45mm, 3/8 circle Round Bodied 	76 cm			SN 4223	SN 4224	SN 4225	SN 4226	
45mm, 3/8 circle Round Bodied Double armed 	76 cm						SN 4826	
36mm, 1/2 circle Round Bodied 	76 cm					SN 4250		
45mm, 1/2 circle Round Bodied & Reverse Cutting Double armed 	152 cm					SN 4276	SN 4275	
45mm mayo, 1/2 circle Round Bodied 	100 cm					SN 4229		SN 4228
50mm, Straight Round Bodied 	100 cm			SN 4207	SN 4208	SN 4209	SN 4210	
50mm Heavy, 1/2 circle Round Bodied 	100 cm						SN 4248	
50mm, 1/2 circle Reverse Cutting 	76 cm						SN 4273	
60mm, Straight Round Bodied 	76 cm				SN 4212	SN 4213		
60mm, 3/8 circle Cutting 	76 cm						SN 4262	



TRUGUT™

Catgut Chromic Sutures

NEEDLE	LENGTH	SIZE	4-0(2)	3-0(3)	2-0(3.5)	0(4)	1(5)	2(6)
63mm, 3/8 circle Blunt, Round Bodied 	76 cm						SN 4267	
65mm, 3/8 circle Round Bodied 	76 cm				SN 4232	SN 4233		
65mm, 1/2 circle Round Bodied 	100 cm							SN 4278

Standard and Short Length Sutures

LENGTH	SIZE	5-0(1.5)	4-0(2)	3-0(3)	2-0(3.5)	0(4)	1(5)	2(6)
1 x 152cm				S 2212	S 2213	S 2214	S 2215	S 2216
2 x 76cm							S 2255	



TRUGUT™

Chromic Plain Sutures

FEATURES & BENEFITS

Biologic, absorbable, monofilament sutures¹

No fraying

Chromic catgut- treated with chromic salts to delay the absorption¹



TRUGUT™

Catgut Plain Sutures







Technical Details

Suture	100% Sub mucosal layer of sheep intestines
Type	Twisted Multifilament - appear as monofilament
Material Colour	Yellow colour
Wound Support	7-10 days
Time of Absorption	Absorption within 60-70 days
Range	Available USP Sizes 5-0 to 2
With Needle	Suture Length - 76 cm to 152 cm Needle Length - 12 mm to 60 mm
Sterilization	Ethylene Oxide gas
Shelf Life	5 years
Applications	General Surgery, Obstetric/Gynaecology Surgery, Gastrointestinal surgery, Urology surgery



TRUGUT™

Catgut Plain Sutures

NEEDLE	LENGTH	SIZE	5-0(1.5)	4-0(2)	3-0(3)	2-0(3.5)	0(4)	1(5)
12mm, 3/8 circle Reverse Cutting 	76 cm		SN 4269					
16mm, 3/8circle Cutting 	76 cm			SN 4270	SN 4271			
22mm, 3/8 circle Cutting 	76 cm				SN 5010			
25mm, 1/2 circle Round Bodied 	76 cm				SN 4238			
26mm, 3/8 circle Cutting 	76 cm				SN 5020			
30mm, 3/8 circle Round Bodied 	76 cm					SN 5033		

Standard and Short Length Sutures

LENGTH	SIZE	5-0(1.5)	4-0(2)	3-0(3)	2-0(3.5)	0(4)	1(5)	2(6)	3(7)	4(8)
1 x 152cm			S 2001	S 2002	S 2003	S 2004	S 2005	S 2006		
2 x 76cm				S 2242						



NON ABSORBABLE SUTURES



TRULENE™

Monofilament Polypropylene Sutures

FEATURES & BENEFITS

Low tissue reactivity and high tensile strength¹

High plasticity allows better accommodation of wound edema¹

Easy to remove- ideal for a running, subcuticular closure¹

Does not adhere to tissues- can be used as an intradermal suture²

Easy visibility

Easy retrieval pack



References:

1. Hochberg J, Meyer KM, Marion MD. Suture choice and other methods of skin closure. Surg Clin North Am. 2009;89(3):627-41.
2. Kudur MH, Pai SB, Sripathi H, Prabhu S. Sutures and suturing techniques in skin closure. Indian J Dermatol Venereol Leprol. 2009;75(4):425-34.

TRULENE™

Monofilament Polypropylene Sutures

Technical Details

Suture	Polypropylene Suture
Type	Monofilament
Material Colour	Blue
Wound Support	Life Long Support
Time of Absorption	Non Absorbable Suture
Range	Available USP Sizes 8-0 to 1
With Needle	Suture Length - 35cm to 150 cm
Sterilization	Ethylene Oxide gas
Shelf Life	5 years
Applications	General Surgery, Hernia repair, Orthopaedic surgery, Cardiovascular surgery, Plastic surgery



TRULENE™

Monofilament Polypropylene Sutures

NEEDLE	LENGTH	SIZE	6-0(0.7)	5-0(1)	4-0(1.5)	3-0(2)	2-0(3)	0(3.5)
12mm, 3/8 circle Round Bodied Double Armed	70 cm			SN 827				
12mm, 3/8 circle Reverse Cutting	45 cm 70 cm		SN 878		SN 879			
13mm, 3/8 circle Round Bodied Double Armed	70 cm		SN 829					
15mm, 3/8circle Slim Blade Cutting	70 cm		SN 823	SN 826				
16mm, 3/8 circle Round Bodied	70 cm			SN 881				
16mm, 3/8 circle Round Bodied Double Armed	70 cm			SN 882				
16mm, 3/8 circle Cutting	70 cm				SN 870			
16mm, 1/2 circle Round Bodied	70 cm				SN 849			
17mm, 1/2 circle Taper Cutting	70 cm 90 cm				SN 899 SN 857			
17mm, 1/2 circle Taper Cutting Double Armed	70 cm 90 cm				SN 835 SN 853	SN 897 SN 836	SN 898 SN 837	
20mm, 1/2 circle Round Bodied	70 cm					SN 887		
22mm, 3/8 circle Cutting	70 cm					SN 018		
25mm, 1/2 circle Round Bodied	70 cm 90 cm					SN 838 SN 825		



TRULENE™

Monofilament Polypropylene Sutures

NEEDLE	LENGTH	SIZE	5-0(1)	4-0(1.5)	3-0(2)	2-0(3)	0(3.5)	1(4)
25mm, 1/2 circle Round Bodied Double Armed	70 cm 90 cm				SN 822 SN 852			
25mm, 1/2 circle Taper Cutting	70 cm 90 cm					SN 807 SN 806	SN 805	
25mm, 1/2 circle Taper Cutting Double Armed	70 cm 90 cm			SN 867		SN 808 SN 877		
26mm, 1/2circle Round Bodied Double Armed	90 cm						SN 824	
30mm, 1/2 circle Round Bodied	70 cm					SN 841	SN 842	
30mm Heavy, 1/2 circle Round Bodied	70 cm 70 cm 100 cm						SN 830	SN 840 SN 840A
30mm Heavy, 1/2 circle Taper Cutting	90 cm 100 cm						SN 894	SN 896
40mm Heavy, 1/2 circle Round Bodied								SN 843
45mm Heavy, 1/2 circle ReverseCutting	100 cm							SN 883
60mm, Straight Cutting	70 cm					SN 888		



TRULON™

Monofilament Polyamide Sutures

FEATURES & BENEFITS

Synthetic, nonabsorbable, monofilament suture made of a chemically inert polyamide¹

Low tissue reactivity¹

Most commonly used suture in cutaneous operations¹

High tensile strength¹

Excellent elasticity

Smooth and non-fraying



References:

1. Hochberg J, Meyer KM, Marion MD. Suture choice and other methods of skin closure. SurgClin North Am. 2009;89(3):627-41.

TRULON™

Monofilament Polyamide Sutures

Technical Details

Suture	Nylon Suture
Type	Monofilament Polyamide
Material Colour	Black or Blue
Raw Material	Monofilament Polyamide
Wound Support	2-3 years
Time of Absorption	Non Absorbable Suture
Range	Available USP Sizes 6-0 to 2
With Needle	Suture Length - 35cm to 152 cm
Without Needle	Suture Length - 2 x 76 cm
Sterilization	Ethylene Oxide gas
Shelf Life	5 years
Applications	General Surgery, Hernia repair, Orthopaedic surgery, Tendon repair, Ophthalmic surgery



TRULON™

Monofilament Polyamide Sutures


NEEDLE	LENGTH	SIZE	6-0(0.7)	5-0(1)	4-0(1.5)	3-0(2)	2-0(3)	0(3.5)
10mm, 3/8 circle Cutting	38 cm				SN 3326N			
12mm, 3/8 circle Reverse Cutting	70 cm			SN 3317				
16mm, 3/8circle Cutting	35 cm 70 cm			SN 3315	SN 3318	SN 3321		
26mm, 3/8 circle Cutting	70 cm		SN 3331					
26mm, 3/8 circle Reverse Cutting	70 cm 35 cm					SN 3328 SN 3328A		


NEEDLE	LENGTH	SIZE	4-0(1.5)	3-0(2)	2-0(3)	0(3.5)	1(4)	2(5)
38mm, 1/2 circle Reverse Cutting	75 cm				SN 3303	SN 3304	SN 3305	SN 3306
40mm, 1/2 circle Round Bodied	150 cm (Loop)					SN 3340		
40mm Heavy, 1/2 circle Round Bodied	100 cm					SN 3346	SN 3347	
45mm, 3/8 circle Reverse Cutting	70 cm 35 cm			SN 3336 SN 3336A				
50mm, Straight Round Bodied	75 cm				SN 3303	SN 3304	SN 3305	SN 3306
40mm, 1/2 circle, Round Bodied, Double Armed	35 cm			SN 3307				



TRULON™

Monofilament Polyamide Sutures

NEEDLE	LENGTH	SIZE	4-0(1.5)	3-0(2)	2-0(3)	0(3.5)	1(4)	2(5)
40mm Heavy, 1/2 circle Round Bodied 	150 cm (Loop)						SN 3348	

60mm, Straight, Cutting 	70 cm			SN 3388	SN 3390	SN 3389		
--	-------	--	--	---------	---------	---------	--	--

PRE-CUT SUTURES

LENGTH	SIZE	4-0(1.5)	3-0(2)	2-0(3)	0(3.5)	1(4)	2(5)
2 x 76 cm				S 903	S 904	S 905	S 906



TRUBOND™

Coated Polyester Sutures

FEATURES & BENEFITS

Synthetic, non absorbable, coated, braided suture¹

High Tensile strength for reliability¹

Braided form gives a more secure knot¹

Low tissue reactivity- undergoes no significant change in the body¹

Silicone coated for smooth knot slide

Good handling and long lasting²

Available in green and white



References:

- 1.Hochberg J, Meyer KM, Marion MD. Suture choice and other methods of skin closure. Surg Clin North Am. 2009;89(3):627-41.
- 2.Kudur MH, Pai SB, Sripathi H, Prabhu S. Sutures and suturing techniques in skin closure. Indian J Dermatol Venereol Leprol. 2009;75(4):425-34.

TRUBOND™

Coated Polyester Sutures





Technical Details

Suture	Polyester Suture
Type	Braided & Coated
Material Colour	Green or White
Raw Material	Pre stabilized Polyethylene Tere Pthalate
Wound Support	Life Long Support
Time of Absorption	Non Absorbable
Range	Available USP Sizes 5-0 to 5
With Needle	Suture Length - 45cm to 100 cm
Sterilization	Ethylene Oxide gas
Shelf Life	5 years
Applications	Cardiovascular surgery(Valve repair), Sternum closure, Orthopaedic surgery, Ophthalmic surgery, Plastic surgery



TRUBOND™

Coated Polyester Sutures

NEEDLE	LENGTH	SIZE	6-0(0.7)	5-0(1)	4-0(1.5)	3-0(2)	2-0(3)	0(3.5)
17.5mm, 1/2 circle Taper End Cutting DA 	90 cm					SN 6936		
17.5mm, 1/2 circle Taper End Cutting 	90 cm						SN 6917	
26mm, 1/2circle Taper End Cutting 	90 cm						SN 6977	
26mm, 1/2 circle Taper End Cutting DA 	90 cm						SN 6987	



TRUSILK™

Black Braided Silk Sutures

FEATURES & BENEFITS

Natural, braided fibers of silk¹

Excellent handling²

high knot security³

Commonly used on mucosal and intertriginous areas as it is soft and pliable²

Temporary suture to elevate/ retract tissues to improve visibility during surgery¹



References:

- 1.Hochberg J, Meyer KM, Marion MD. Suture choice and other methods of skin closure.SurgClin North Am. 2009;89(3):627-41.
- 2.Kudur MH, Pai SB, Sripathi H, Prabhu S. Sutures and suturing techniques in skin closure.Indian J DermatolVenereolLeprol. 2009;75(4):425-34.

TRUSILK™

Black Braided Silk Sutures

Technical Details

Suture	Silk Suture
Type	Braided & Coated
Material Colour	Black
Raw Material	100% protein fiber spun by silkworm <i>Bombyx mori L</i>
Wound Support	1 Year
Time of Absorption	Non Absorbable
Range	Available USP Sizes 6-0 to 4
With Needle	Suture Length - 35 cm to 110 cm
Without Needle	Silk reels Size -2 Suture Length - 2 x 75cm
Sterilization	Ethylene Oxide gas
Shelf Life	5 years
Applications	General surgery, Skin Closure, Cardiovascular surgery, Orthopaedic surgery, Ophthalmic surgery



TRUSILK™

Black Braided Silk Sutures

NEEDLE	LENGTH	SIZE	4-0(1.5)	3-0(2)	2-0(3)	0(3.5)	1(4)	2(5)
30mm, 3/8 circle Round Bodied 	76 cm					SN 5017		
30mm, 1/2 circle Round Bodied 	76 cm				SN 5333	SN 5334		
35mm, 1/2 circle Round Bodied 	76 cm			SN 5083				
38mm, 1/2circle Reverse Cutting 	75 cm				SN 5003	SN 5004	SN 5005	SN 5006
40mm, Straight, Round Bodied 	76 cm				SN 5256			
45mm, 3/8 circle Reverse Cutting 	76 cm 35 cm				SN 5036 SN 5036A	SN 5037 SN 5037A		
50mm, Straight, Round Bodied 	76cm				SN 5208			
50mm, 1/2 circle Reverse Cutting 	76 cm				SN 5052			
60mm, Straight, Cutting 	76 cm				SN 5290			
60mm, 3/8 circle Cutting 	76 cm						SN 5062	

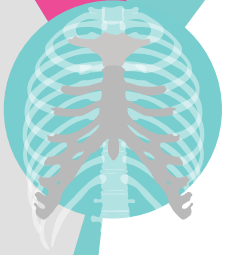
LENGTH	PACKAGING	SIZE	6-0(0.7)	5-0(1)	4-0(1.5)	3-0(2)	2-0(3)	0(3.5)	1(4)	2(5)
PRE-CUT SUTURES 2 x 75 cm	Sterile Foil				S 211	S 212	S 213	S 214	S 215	S 216
REELS 25 Meters	A box of 6 Reels				B 821	B 822	B 823	B 824	B 825	B 826

TRUSILK™

Black Braided Silk Sutures

NEEDLE		LENGTH	SIZE	6-0(0.7)	5-0(1)	4-0(1.5)	3-0(2)	2-0(3)	0(3.5)
12mm, 3/8 circle Round Bodied		76 cm			SN 5027				
12mm, 3/8 circle Reverse Cutting		76 cm			SN 5080				
13mm, 3/8 circle Round Bodied		76 cm		SN 5029					
16mm, 3/8 circle Roundbodied		76 cm			SN 5081	SN 5082			
16mm, 3/8 circle Cutting		76 cm				SN 5001	SN 5002		
16mm, 1/2 circle Round Bodied		76 cm				SN 5049			
17mm, 1/2 circle Taper Cutting		76 cm			SN 5098	SN 5099		SN 5610	
20mm, Straight, Round Bodied		76 cm			SN 5090				
20mm, 3/8 circle Round Bodied		76 cm			SN 5096				
20mm, 1/2 circle Round Bodied		76 cm				SN 5086	SN 5087		
25mm, 1/2 circle Round Bodied		76 cm					SN 5070		
25mm, 1/2 circle Taper Cutting		76 cm						SN 5670	
26mm, 3/8 circle Reverse Cutting		76 cm					SN 5028		





TRUSTEEL^{for} CV

Sternotomy Suture

FEATURES & BENEFITS

Premium quality SS316LVM steel

Causes minimal tissue reaction¹

Used for abdominal and sternal wound closure and for orthopedic procedures¹


As retention sutures for obese patients to support deep tissues¹



Reference :

1. Ramsey C, Koch F. The role of sutures in wound healing. 2001. Available at <http://www.infectioncontrolday.com/articles/2001/09/the-role-of-sutures-in-wound-healing.aspx> Accessed on September 16, 2014.

SURGICAL MESHES



PROSORB MESH

Polypropylene & Polyglycolic Acid

FEATURES & BENEFITS

Polypropylene and Polyglycolic filaments knitted together – advantage of high initial tensile strength and flexible scar plate

Light weight in construction aligned with the physiologic properties of abdominal wall

Provides enough strength to tissues and allows optimum mobility to the abdominal wall

Composite mesh – assures retention of 50-60% mesh in the body*



PROSORB MESH

Partially absorbable Composite Mesh
(Polypropylene & Polyglycolic Acid)

Distinctive Features

Thickness	0.5 mm - 0.6 mm
Pore Size	1.5 mm - 2 mm
Burst Strength	10 kg/sq.cm
GSM	90 gms - 100 gms

Sizes

6 cm x 11 cm	PSM 611
7.6 cm x 15 cm	PSM 715
10 cm x 15 cm	PSM 115
15 cm x 15 cm	PSM 151
30 cm x 30 cm	PSM 303

Sterilization	Ethylene Oxide gas
Shelf Life	5 years
Applications	Intra abdominal hernia repair, Ventral hernia repair, Inguinal hernia repair

Mesh sizes can be customized as per requirement



TRULENE MACROPORE MESH

Polypropylene Mesh

FEATURES & BENEFITS

Larger pore size – enhanced tissue proliferation¹

Reduced foreign body – improves quality of life¹

Integrated and flexible scar plate¹

Mimics physiology of the abdominal wall²



References:

1. CN Brown, JG Finch "Which mesh for hernia repair?" Ann R Coll Surg Engl; 92: 272-278

2. HG Doctor "Evolution of various prosthetic materials and newer meshes for hernia repairs" Journal of Minimal Access Surgery. Sep 2006;2(3):110-116

TRULENE MESH MACROPORE

Non Absorbable Polypropylene Macropore Mesh

Distinctive Features

Thickness	0.65 mm - 0.750 mm
Pore Size	2 mm - 3 mm
Burst Strength	10 kg/sq.cm
GSM	55 gms - 60 gms

Sizes	
6 cm x 11 cm	TMM 611
7.6 cm x 15 cm	TMM 715
10 cm x 15 cm	TMM 115
15 cm x 15 cm	TMM 151
30 cm x 30 cm	TMM 303

Sterilization	Ethylene Oxide gas
Shelf Life	5 years
Applications	For proven and effective hernia repair and other facia deficiencies

Mesh sizes can be customized as per requirement



TRULENE MESH

Polypropylene Mesh

FEATURES & BENEFITS

Polypropylene mesh – first choice of doctors since 20 years¹

Strong and inert – offers better tissue adaptation

Hastens the healing process – encourages tissue proliferation¹

Excellent tensile strength – helps to endure intra-abdominal pressure*



TRULENE MESH

Non Absorbable Polypropylene Mesh

Distinctive Features

	Trulene Mesh (Regular)	Trulene Mesh (Lapro)
Thickness	0.65 mm - 0.750 mm	0.42 mm - 0.48 mm
Pore Size	0.6 mm - 0.7 mm	0.5 mm - 0.6 mm
Burst Strength	12 kg/sq.cm	10 kg/sq.cm
GSM	105 gms - 115 gms	85 gms - 95 gms

Sizes	Trulene Mesh	Trulene Lapro Mesh
3 cm x 6 cm	TVM 36	N/A
5 cm x 10 cm	N/A	TVLM 510
6 cm x 11 cm	TVM 611	TVLM 611
7.6 cm x 15 cm	TVM 715	TVLM 715
10 cm x 15 cm	TVM 115	TVLM 115
12 cm x 15 cm	N/A	TVLM 1215
15 cm x 15 cm	TVM 151	TVLM 151
15 cm x 30 cm	TVM 153	N/A
30 cm x 30 cm	TVM 303	TVLM 303

Sterilization	Ethylene Oxide gas
Shelf Life	5 years
Applications	For proven and effective hernia repair and other fascia deficiencies

References:

1. HG Doctor "Evolution of various prosthetic materials and newer meshes for hernia repairs" Journal of Minimal Access Surgery. Sep 2006;2(3):110-116 *Data on file

GLOVES RANGES



TRUPOLY PF

Powder - Free Polymer Coated Sterile Latex Surgical Gloves

Technical Details

Material	Natural rubber Latex	
Dimensions		
a. Length	280 mm Minimum	
b. Minimum single wall gloves thickness	Cuff 0.13 mm	
	Palm 0.15 mm	
	Finger 0.17 mm	
Physical Properties (Typical minimum values)		
	Before aging	After Aging
Elongation at break%	800	700
Tensile strength (Mpa)	26	20
Protein level	Less than 50 $\mu\text{g m} / \text{dm}^2$	
Shelf Life	5 years	

SIZE	PALM WIDTH($\pm 6\text{mm}$)
6	76 mm
6.5	83 mm
7	89 mm
7.5	95 mm
8	102 mm
8.5	108 mm



TRUSKIN

Sterile Disposable Powdered Latex Surgical Gloves

Technical Details

Material	Natural rubber Latex
Type of gloves	Pre -Powdered sterile latex surgical gloves
a. Length	280 mm Minimum
b. Minimum single wall gloves thickness	Cuff 0.13 mm
	Palm 0.15 mm
	Finger 0.17 mm

Physical Properties (Typical minimum values)

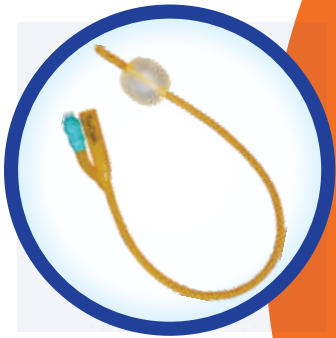
	Before aging	After Aging
Elongation at break%	800	700
Tensile strength (Mpa)	26	20

Sterilization	Ethylene oxide
Shelf Life	5 years

SIZE	PALM WIDTH(±6mm)
6	76 mm
6.5	83 mm
7	89 mm
7.5	95 mm
8	102 mm
8.5	108 mm



OTHER PRODUCTS



TRUCATH

Foley Balloon Catheter

FEATURES & BENEFITS

Superior silicon coating

Polypropylene NRV (Non return valve)

Comfortable anchorage

Easy and smooth insertion

Also available in Paediatric sizes with stylet wire



TRUCATH

Foley Balloon Catheter

Technical Details

Paediatric Sizes:

CODE	TYPE	SIZE	BALLOON CAPACITY	LENGTH	SLEEVE COLOUR
TRUCATH 6	2 way	6 Fr	1.5 - 3CC	310 mm	LIGHT BLUE
TRUCATH 8	2 way	8 Fr	3 - 5CC		BLACK
TRUCATH 10	2 way	10 Fr	3 - 5CC		ASH GREY

Adult Sizes:

CODE	TYPE	SIZE	BALLOON CAPACITY	LENGTH	SLEEVE COLOUR
TRUCATH 12	2 way	12 Fr	15CC	395mm To 400mm	WHITE
TRUCATH 14	2 way	14 Fr	15CC		GREEN
TRUCATH 16	2 way	16 Fr	30CC		ORANGE
TRUCATH 18	2 way	18 Fr	30CC		RED
TRUCATH 20	2 way	20 Fr	30CC		YELLOW




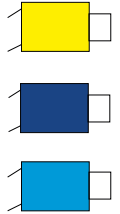
TRUCATH

Foley Balloon Catheter

Technical Details

Available Sizes:

CODE	TYPE	SIZE	BALLOON CAPACITY	LENGTH	SLEEVE COLOUR
TRUCATH 20	3 Way	20 Fr	30 CC	395mm To 400mm	YELLOW
TRUCATH 22	3 Way	22 Fr	30 CC		VIOLET
TRUCATH 24	3 Way	24 Fr	30 CC		BLUE



CLINI CEL

Orthopaedic Fixation Fibre
(Polyblend braided Fibre of UHMWPE)

General Applications

Neurosurgery

- Operative intervention into the⁴:
 - Cerebrum
 - Ventricular system
 - Spinal surgery
- Approaches to the skull base⁴
- Cerebrovascular surgery⁴

Cardiac surgery

- Valve replacement surgery⁷
- Sterna intermedullary bleeding⁵

Gynecological surgeries

- Uterine wall perforations⁸

General surgery

- Iatrogenic perforations⁹
- ENT
- Posterior epistaxis¹⁰



CliniCel Standard

Code No	Inches	Cms
CLR 23	2x3	5.1 X 7.6
CLR 214	2x14	5.1 X 35.5
CLR 48	4x8	10 X 20

Available Variants



CliniCel Fibril Type

Code No	Inches	Cms
CLF 12	1X2	2.5 X 5.1
CLF 24	2x4	5.1 X 10



Reference:

- Schuhmacher C, Pratschke J, Weiss S *et al.* Safety and effectiveness of a synthetic hemostatic patch for intraoperative soft tissue bleeding. *Med Devices (Auckl)*. 2015 Mar 31;8:167-74.
- Biosurgicals and Hemostasis. The global robotics institute website. Available at: http://www.globalroboticsinstitute.com/sites/default/files/protected_files/Tools%20for%20Hemostasis.pdf. Accessed on 28th Jan 2016.
- Achneck HE, Sileshi B, Jamiolkowski RM *et al.* A comprehensive review of topical hemostatic agents: efficacy and recommendations for use. *Ann Surg*. 2010;251(2):217-28
- Keshavarzi S, MacDougall M, Lulic D *et al.* Clinical experience with the surgical family of absorbable hemostats (oxidized regenerated cellulose) in neurosurgical applications: a review. *Wounds*. 2013;25(6):1607.
- Tavlaşoğlu M, Durukan AB, Kürklüoğlu M *et al.* Comparison of sternal intramedullary bleeding prevention strategies in cardiac surgery. *Turk J Med Sci*. 2013;43:695-699.
- Sharma JB, Malhotra M, Pundir P. Laparoscopic oxidized cellulose (Surgicel) application for small uterine perforations. *Int J Gynaecol Obstet*. 2003;83(3):271-5.
- Sabel M, Stummer W. The use of local agents: Surgicel and Surgifoam. *Eur Spine J*. 2004;13(1):S97-S101.
- Baillot R, Fréchette E, Cloutier D *et al.* Surgical site infections following transcatheter apical aortic valve implantation: incidence and management. *J Cardiothorac Surg*. 2012;7:122.
- Hadi H, Maw A, Hay DJ. A simple technique to control iatrogenic solid organ injury haemorrhage. *Surgeon*. 2004;2(6):339-40, 361.
- Bhatnagar RK, Berry S. Selective surgical packing for the treatment of posterior epistaxis. *Ear Nose Throat J*. 2004;83(9):633-4.



TRUPACE

Polypropylene Mesh

FEATURES & BENEFITS

Regulates heart beat after surgery

Effective post operative suppression of arrhythmias

Made from 300 series SS wire with superior insulation

Maintains $<20 \Omega$ resistance across the length of wire for effective transmission of impulse



TP 60

*Needle - 18mm 1/2 Circle Taper cutting,
60mm Straight Cutting Breakaway*

Suture - 60 cm

TP 6026

*Needle - 26mm 1/2 Circle Taper cutting,
60mm Straight Cutting Breakaway*

Suture - 60 cm



TRUWAX

Sterile Bone Wax

FEATURES & BENEFITS

Soft, easy to form and apply

Easy to handle due to peel off pack with non-stick cover

Provided sterile for single use only Biochemically inert

Minimally absorbable



UMBILICAL COTTON TAPE

Temporary surgical Retraction

FEATURES & BENEFITS

- Soft, flat cotton woven tapes Used for tying umbilical cord
- Less potential for damage to tissue & wounds
- Essentially radio transparent Radiation sterilized





Our Purpose

We create high quality, affordable, reliable solutions to help surgeons deliver the best patient outcomes

T +91 80 4186 8000
F +91 80 41171056
www.suturesindia.com

Healthium Medtech Private Limited
(Formerly Sutures India Pvt. Ltd.)
No. 472/D, 13th Cross, 4th Phase
Peenya Industrial Area, Bengaluru 560 058